

HONEYWELL INFORMATION, NEWS, AND TIPS



JANUARY 2021!

In This Issue

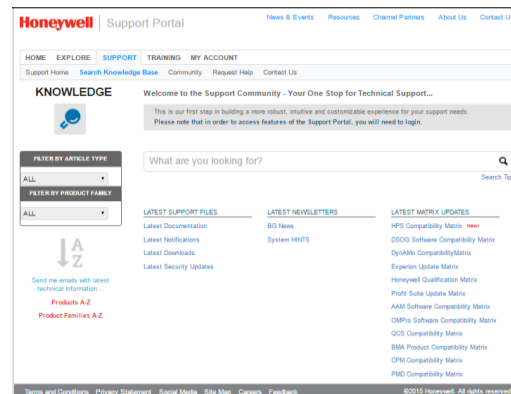
Contents

Honeywell Process Solutions – 2021 Events	2
Application Whitelisting (AWL) Solution by Honeywell Cybersecurity	3
TPN R688.5 Release Announcements.....	4
Lifecycle Announcement – Experion MX Extensional Stiffness Sensor	4
Experion PKS R511.4 Released	5
Honeywell Forge Operations Management – R242.1 Release.....	5
DynAMo Operations Suite – R220 - End of Support Lifecycle	6
Changes Made to System Inventory Portal Access	6
System Inventory Tool (SIT) R300.1 Offered.....	8
What is SIT and Why is it Needed?.....	11
Is the SIT Safe for Use with Control Systems?..	14
HPS Priority Notifications.....	16
Products Revisions and Support Status	16

Subscribe to HINTS

Login to www.HoneywellProcess.com. Go to Support > **Search Knowledge Base** and click on [System HINTS](#) under Latest Newsletters. In the page that opens, click on [Subscribe to Support Newsletters \(System HINTS\)](#)

The Search Knowledge Base page allows you to search our Knowledge Base with many technical support-related articles. So, if you need technical assistance, try the Knowledge Base first!



More Support Online (login)

You can also [create a Support Request online](#). Monitor your Support Request cases by visiting the [Request Help](#) page. For all other support queries, please [contact our Customer Contact Center](#).

For questions or comments related to the HINTS newsletter, please write to [HPS System HINTS](mailto:HPS.System.HINTS).



After the challenges of 2020, find out how we can make the most of 2021 with **Honeywell Users Group Tech Talks**.

We're taking Honeywell Users Group (HUG) online, with live presentations on making operations safer, more efficient and more profitable. It's all the insights you're used to from HUG, delivered right to your desk, phone or laptop.

HUG Tech Talks takes place live online June 21-23, 2021, and all sessions will be available on-demand until July 3, 2021.

[Save the date](#) today to make sure you don't miss out on the latest papers and tips and tricks to improve the process and create better businesses. We'll be featuring live broadcasts, pre-recorded segments and real-time interactivity, all securely hosted.

Call for Papers: Share your knowledge with other Honeywell users by presenting. We're looking for customer case studies, innovative technology applications and experiences with Honeywell technology.

[Submit your paper online](#) for the chance to present and help move the industry forward, as we all work to make a better 2021.

We look forward to hearing from you and hope you'll join us in June!

The HUG Organizational Team

Stay tuned with: honeywellusersgroup.com or contact: usersgroup@honeywell.com

Application Whitelisting (AWL) Solution by Honeywell Cybersecurity

Process control networks (PCNs) and the communications across and between industrial devices represent an expansive attack surface that sophisticated hackers seek to exploit. Once air gapped systems and processes are now connected to the corporate network, while it's providing benefits of higher productivity and visibility. It also brings all the risk of being a connected network. We have seen many examples where plants being attacked through their corporate or Information Technology (IT) network. Plant operators must address this gap by utilizing an application control that's designed for industrial sector and critical infrastructure.

Honeywell is committed to optimizing the security of PCNs and related operational systems. Our Application Whitelisting (AWL) Solution focuses on providing an additional layer of security through defense-in-depth, an approach recommended by the National Institute of Standards and Technology (NIST). As part of the solution offering, Honeywell cybersecurity experts deploy our Carbon Black Protection solution to safeguard critical control system infrastructure via high-performance, low-touch application control. This solution is designed for compatibility with Experion R410, R430, R500, and R510.

Honeywell's Application Whitelisting Solution:

- Provides strong industrial endpoint protection
- Implements multiple enforcement levels
- Employs a modernized architecture and set-up
- Optimizes configuration efficiency
- Leverages Honeywell expertise for design and implementation

Value to Customer:

- **Lowers security risk** – Minimizes potential targeted attack and zero-day attack surfaces. Blocks emerging malware and ransomware
- **Protects critical assets** – Safeguards control systems/networks against endpoint malware infiltration
- **Improves network migrations** – Streamlines upgrades to new AWL features while ensuring software is Experion-qualified
- **Increases compliance** – Meets Application Whitelisting security control requirements and supports NIST standards
- **Optimizes control** – Provides visibility into new files and process executions at endpoint and allows default-deny policy setting to control undesirable activities

Employ a Proven Way of Blocking Emerging Malware and Ransomware:

- Honeywell-certified cybersecurity staff can deploy best-in-class solutions to block malware from entering and executing on endpoints within a process control network:
 - Specify allowable applications and deny all other applications from executing
 - Avoid constant updates and frequent maintenance required with traditional anti-virus (AV)
 - Minimize the needs of patching your systems
- With our proven, effective approach, customers are assured of robust endpoint security to protect their critical control assets

Interested?

For more information, contact your local Honeywell account team.

TPN R688.5 Release Announcements

TPN R688.5 maintenance release is available for shipment.

The maintenance releases for TPN R688.5 includes:

- EHPM HART support
- Fix for loss of SMM detail status display after migration to R688.4

Following this announcement, the TPN releases Lifecycle statuses are as follows:

- R688.5 - Current
- R688.4 – Supported
- R688.3 – Supported
- R688.2 – Phased-out
- R687.6 – Supported
- R687.5 – Supported
- R687.4 – Phased-out
- R687.3 – Phased-out
- R686.4 - Supported
- R685.4 – Supported
- R684.x and older releases – Phased-out

Product lifecycle phases are defined by the Standard Product Support Policy as per Customer Resource Manual Tab PD23.

Honeywell's standard software release numbering scheme is RABC.D, where A = Series, B = Functional, C = Maintenance, and D = Point. TPS software releases will continue to follow the standard release numbering scheme. However, for TPN R680 and up only, the scheme is RABB.CD, in order to allow two digits for Functional release identification.

Only Latest and Latest-1 patches/updates are supported at the defined support level for the software functional release

TPN software releases are available for electronic download and CD/DVD media distribution.

For more details related to this software release, refer to TPN R688.5 SCN.

Lifecycle Announcement – Experion MX Extensional Stiffness Sensor

The Extensional Stiffness Sensor Model Q4225-60 has been removed from sale and transitioned to Phased-out effective December 31, 2020.

This also applies to the Da Vinci Model 4225 sensor.

Please contact your Account or Service Manager if you have any questions.

Experion PKS R511.4 Released

We are very pleased to announce that Honeywell has now released Experion® PKS Release 511.4..

This latest release of Experion PKS includes several new features.

PROFINET support on the Ethernet Interface Module

This expands on the capabilities of the Ethernet Interface Module, which can now support PROFINET, Ethernet/IP, or IEC 61850 using a common engineering interface.

ELCN Unified Engineering Tools

Builds on the introduction in R511.3. Starting in R511.4, AM point configuration and AM/CL are supported, providing a consistent user interface across the entire Experion system.

EHPM HART Integration

Introduces support for EHPM with HART IOPs (HART AO_16, HART HLAI IOPs and FTAs), allowing the ability to control and monitor HART field devices using an EHPM controller.

C200 Controller to Unit Operations Controller Upgrades

Starting in R511.1, you can now upgrade your C200 controllers with Series A IO to the UOC while retaining the Series A I/O modules. R511.4 adds support for additional Series A modules, including TC/TK-OAH061, TC-MDP081, and Series A Rail I/O modules: TC-FIAH81, TC-FOA041, TC-FID161, and TC-FOD161.

Updated FTE Switch Support

Fault Tolerant Ethernet (FTE) can be configured to support Gigabit connection speeds for computer node types. Additionally, the Cisco IE3300 has been qualified as a replacement for the IE3000, and the Cisco 9200 and 9300 routers have been qualified for virtual L2.5 networks and other L3 applications, replacing the Cisco 3850. Refer to the FTE documentation in R511.4 for additional details.

To learn more about Experion PKS please contact your account manager or visit www.honeywellprocess.com

Honeywell Forge Operations Management – R242.1 Release

Honeywell is pleased to announce the R242.1 release of Forge Operations Management (*formerly known as DynAMo® Operations Suite*) in December 2020.

The Honeywell Forge Operations Management R242.1 release brings in capabilities such as Task templates, Task workflow enhancements, Limit Suppression / Null limit support, Limit Repository Synchronization & Performance improvements, Target Calculation type change, Integrity checks for Variable & Assets in addition to Usability improvements to Target Suspension, Deviation Reason Analysis, DET Snippets, Standing Orders, Logbook Auto Refresh.

For more details please refer to the SCN available [here](#)..

DynAMo Operations Suite – R220 - End of Support Lifecycle

This communication is intended for the existing customers that have the **R220 version** of DynAMo Operations Suite (DOS) product installed and running in one or more of their sites.

This version of DOS was released in June 2018.

Honeywell announces **end-of-life** for the R220 version of DOS.

The R220 version of DOS will be phased out of support effective **July 1st, 2021**.

Customers are advised to upgrade to the latest release, i.e. Forge Operations Management R242.1, which has been released in Dec 2020.

Contact

The details on the product latest support policy can be found [here](#). Customers with active and paid service and support contracts, are requested to contact their respective account managers or Honeywell's Global Support team for additional information.

Changes Made to System Inventory Portal Access

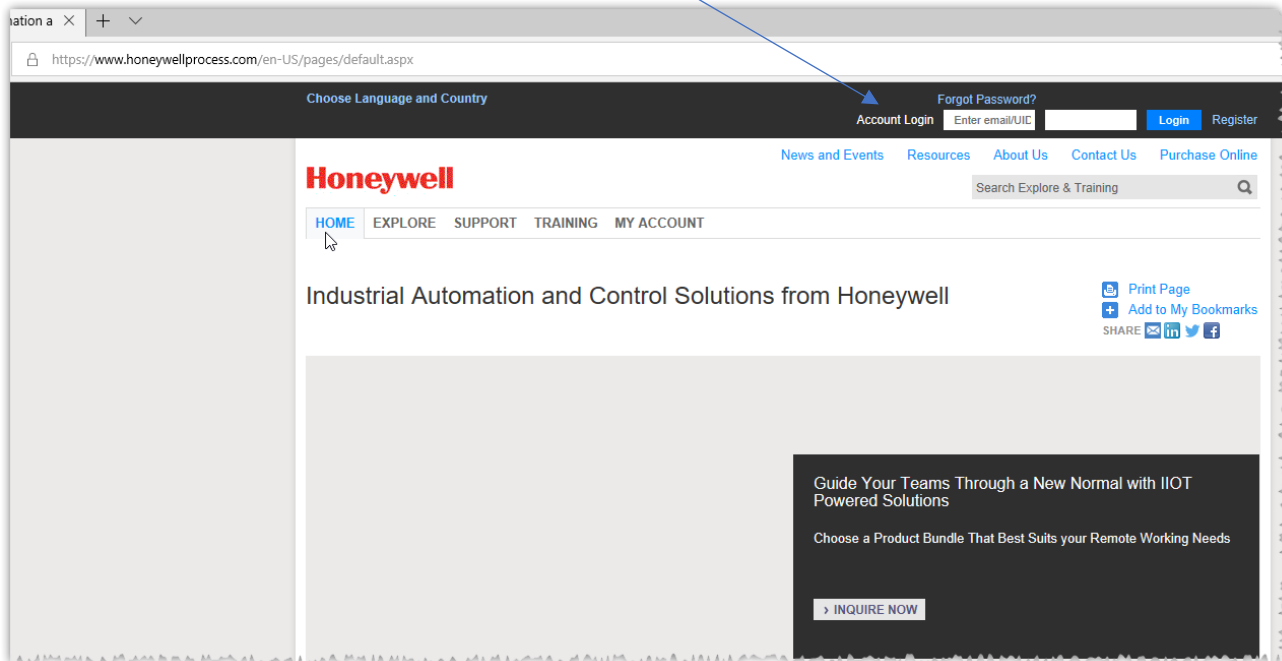
On June 5, 2020, a change was implemented to the login process for the Honeywell Process Solutions website that affects how users access services such as Support, System Inventory, Assurance 360, Migration Assistant, Spare Parts Online (Buy Now) eCommerce, and the Channel Partner Portal. Honeywell IT made these changes in order to maintain the highest level of security in our online services.

What Changed?

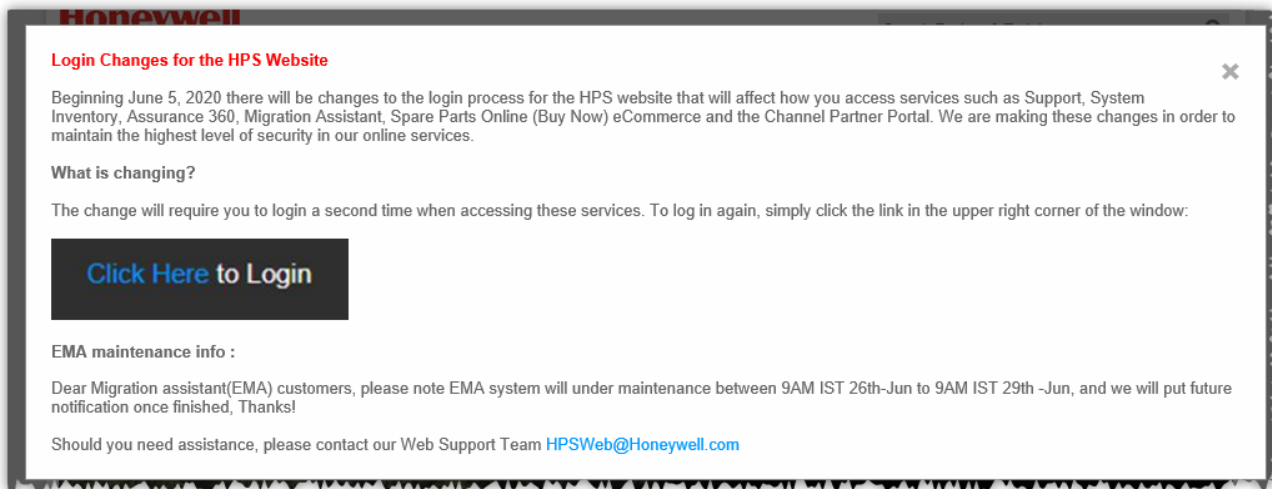
The change requires users to login a second time when accessing services. Should assistance be required, please contact the Honeywell Web Support Team at HPSWeb@Honeywell.com.

Logging into the portal now requires the following process:

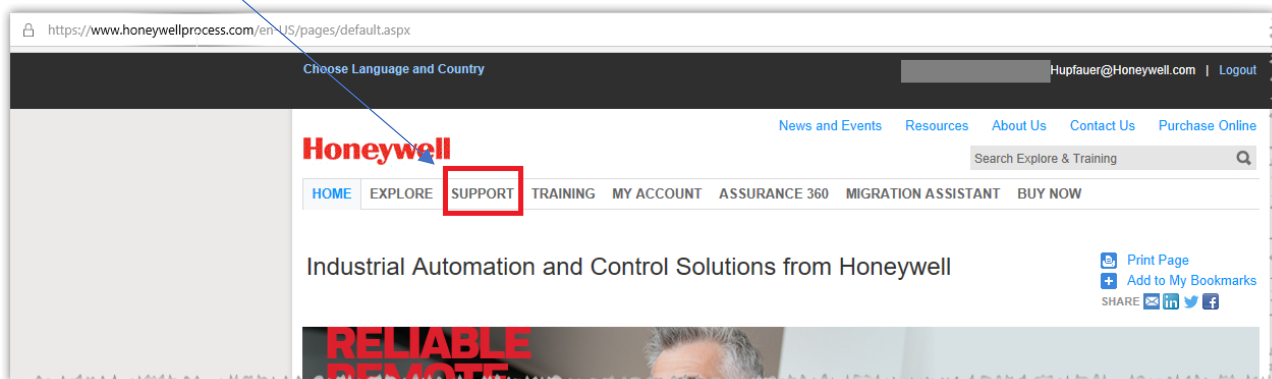
1) Go to www.honeywellprocess.com and login:



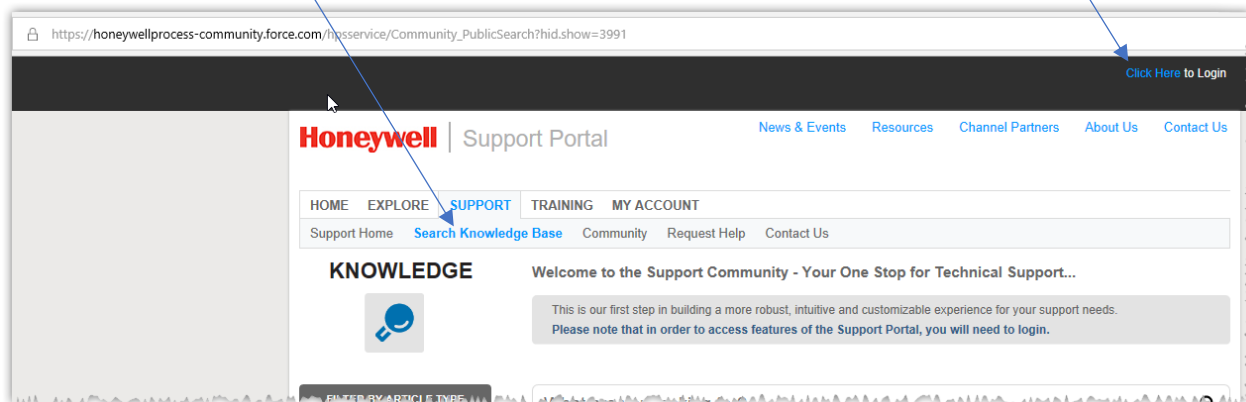
2) After login, the user sees this message:



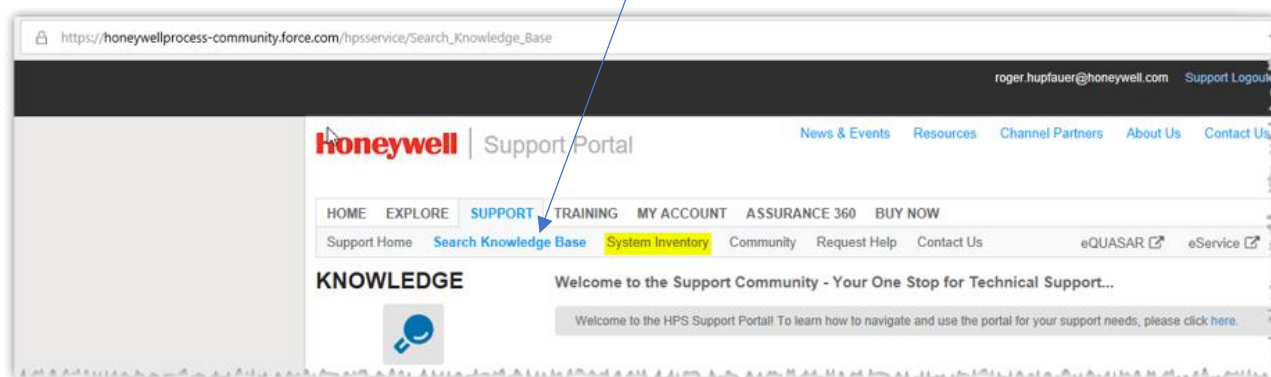
3) Select Support:



4) Notice the sub-menu appears; however, the user is no longer logged in. The user must login again...this is AS DESIGNED:



5) After logging in for the second time, System Inventory appears.



System Inventory Tool (SIT) R300.1 Offered

The System Inventory Tool (SIT) R300.1 is now offered for download from the System Inventory Tool Landing Page. This self-service tool can be installed on Experion PKS R400.8 or newer systems to scan the inventory details of the entire system, including the network, as well as Cisco switches and associated nodes at predefined intervals. The tool generates an inventory file that users upload to the Support Portal to see their inventory details in a logical and graphical overview. The inventory file is also employed to support Honeywell's automated online contract renewal process.

Provided at no cost for all Honeywell customers, both contracted and non-contracted, the SIT runs in the background and will not impact control system performance.

Once the SIT has completed its scan, a .cab file is created and then either the Honeywell technician or the customer uploads the inventory file to the System Inventory Portal. The portal will display the licensed software sourced from Honeywell, shipped hardware sourced from Honeywell, and inventoried asset data collected by the System Inventory Tool.

New with R300.1:

- Advanced solution support on Level 3 (L3)
- Additional support for QCS
- Support for Experion PMD
- Collect inventory for all network switches supported by Experion
- Improvements to the diagnostic tools to quickly detect and report on SIT failures (includes SAT and device discovery)
- Reworked device discovery
- Progress meter during the collection phase
- Profit Suite (APC) support
- Control Performance Monitor CX support
- Control Performance Monitor standard support
- Profit Blending Suite support
- Profit Movement Suite support
- DynAMo Alarm Management Suite support
- Uniformance Asset Sentinel support
- Matrikon OPC Servers support (see Appendix A for full list)
- UniSim Competency Suite support on L3

Appendix A

Matrikon Data Manager

Matrikon Desktop Historian

Matrikon OPC Server for GE Turbines

Matrikon OPC Funnel

Matrikon OPC Security Gateway

Matrikon OPC Server for Allen Bradley

Matrikon OPC Server for APACS Direct

Matrikon OPC Server for BACNet

Matrikon OPC Server for Bailey DCS [Infi 90]

Matrikon OPC Server for Citect

Matrikon OPC Server for Foxboro DCS

Matrikon OPC Server for GDA [ODBC]

Matrikon OPC Server for GE PLCs

Matrikon OPC Server for IEC 61850/61400-25

Matrikon OPC Server for IP21

Matrikon OPC Server for Johnson Controls N2

Matrikon OPC Server for KNX

Matrikon OPC Server for LonWorks LNS

Matrikon OPC Server for MarkV Direct

Matrikon OPC Server for MarkVI Direct

Matrikon OPC Server for Mitsubishi PLCs

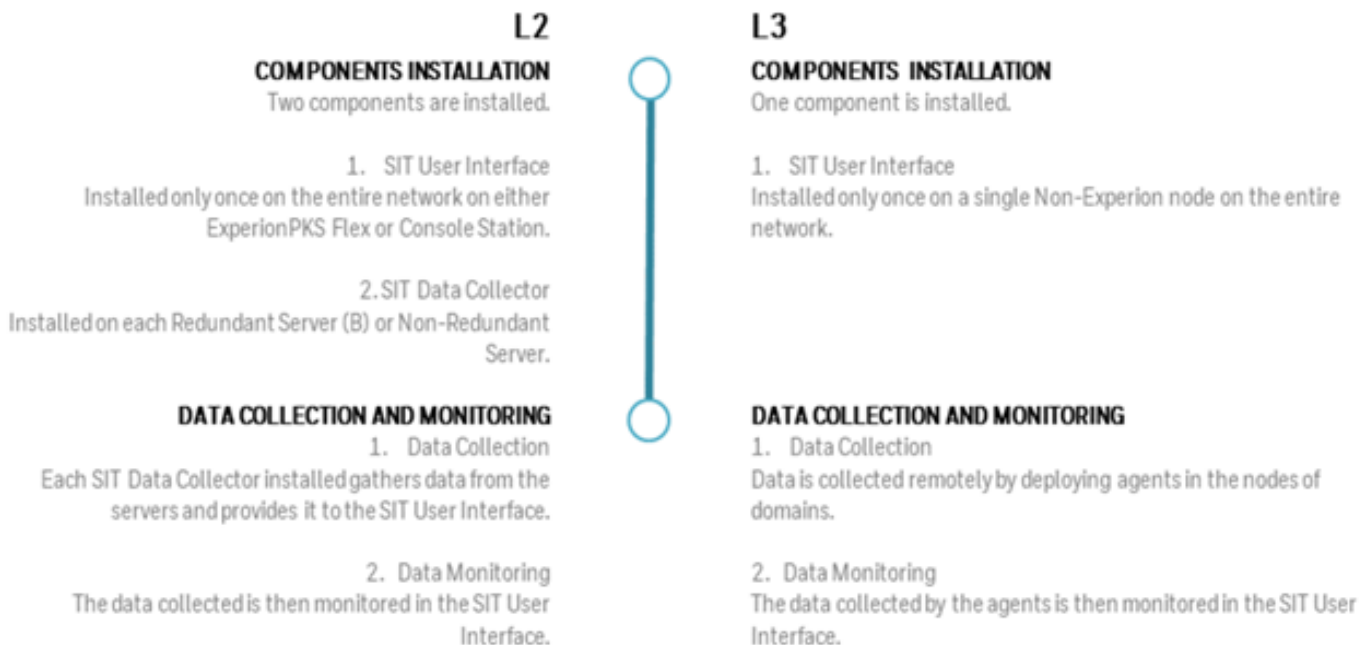
Matrikon OPC Server for Modbus

- Matrikon OPC Server for Moore APACS (API)
- Matrikon OPC Server for Omni Flow Computers
- Matrikon OPC Server for Omron
- Matrikon OPC Server for OpenBSI
- Matrikon OPC Server for ProRAE
- Matrikon OPC Server for Provox (Direct)
- Matrikon OPC Server for ROC
- Matrikon OPC Server for RS3 RNI
- Matrikon OPC Server for SCADA DNP3
- Matrikon OPC Server for SCADA IEC 60870
- Matrikon OPC Server for SCADA Modbus
- Matrikon OPC Server for SCADA MOSCAD
- Matrikon OPC Server for Siemens PLCs
- Matrikon OPC Server for SNMP
- Matrikon OPC Server for Vestas
- Matrikon OPC Server for Wonderware InSQL (Wonderware Historian)
- Matrikon OPC Server for Wonderware Intouch
- Matrikon ORB
- Matrikon OPC UA Tunneller - UA Proxy Component / UA Proxy
- Matrikon OPC UA Tunneller - UA Wrapper Component / UA Wrapper

Installation

The SIT R300.1 is a standalone installation, and therefore not integrated with the Experion R511 media package. While the SIT can be installed on Level 2 (L2) and Level 3 (L3), the installation and configuration on both levels are independent of each other. As such, users can choose to install the tool on either or both levels, depending on their control system requirements.

Functionality of SIT on L2 and L3
Key features & differences on both levels



Information for R230 Users

Users who have installed the R230.1, R230.2 or R230.3 versions of the SIT should upgrade to R300.1 to ensure they have the latest support from Honeywell (unless they are currently running Experion R3xx.x which is not supported by SIT R300.1). During the upgrade, their current SIT configuration will be retained.

Experion Compatibility

SIT Version	Supported Experion Version
R200.1	R301, R310, R400 and R430
R200.2	R301, R310, R400 and R430
R200.3	R301, R310, R400 and R430
R210.1	R3xx.x to R510
R210.2	R3xx.x to R510
R220.1	R3xx.x to R510
R230.1	R3xx.x to R510
R230.2	R3xx.x to R510
R230.3 (SIT patch must be installed on 32bit systems after R230.3 installation)	R400.8 to R511
R300.1	R400.8 to R515

QCS Compatibility

QCS Architecture Version	Experion PKS Layer	System Inventory Tool Release Support
RAE1xx	None	
RAE2xx	None	
RAE3xx	None	
RAE4xx	R101/201/210	No support
RAE5xx	R300/301/310/311	No support
R6xx	R 400.8	R300.1
R7xx	R5xx	R300.1

What is SIT and Why is it Needed?

Overview

The System Inventory Tool (SIT) provides a comprehensive system inventory documentation solution to support Honeywell's contract renewal process. The tool enables our customers to complete their yearly contract renewal online through an automated system, better manage risk, prepare for any migrations, and ensure compliance and continuous evolution of their control system.

The SIT collects asset data, which is then hosted in a secure Honeywell data center where the customer can view all their control system asset information (both hardware and software) through the System Inventory Portal. And, best of all, the tool is provided free of charge by Honeywell for all contracted and non-contracted sites and does not require an SESP contract or Assurance 360 service agreement.

Automated Online Contract Renewals and More

The SIT was developed to support online contract renewals. Gone are the days of the laborious task of manually reviewing contract renewal worksheets, trying to track changes via emails and phone calls, and providing results in a timely manner. No more lost notes or questions such as, “What did we do last year?” All updates and notes regarding asset quantities will be captured in the tool and carried forward year after year, making future contract renewals faster and easier.

But contract renewals are just once a year—what else can you do with the tool?

Better Management of Risks

With the SIT, users have the ability to see all control system assets by each MSID in the Honeywell System Inventory Portal. With this view, product support status is shown for each asset. Do you know if the control system is using outdated equipment or assets no longer supported by Honeywell? Finding answers like this is just a mouse click away in the portal.

When you can see all equipment in a single view via the online portal, you know exactly what hardware and software are running, what is outdated and where improvements could be made—thus better managing risk.

Compliance and Continuous Evolution of Control Systems

With the asset topology feature found in the System Inventory Portal, users have insight into the hardware components in each control system, thus avoiding lengthy delays to gather the right information when the system needs to be supported or expanded.

Today, control systems are more complex than ever before and there is limited information on how the different components need to interact. When the entire system can be visualized in one view, it increases awareness that leads to better decision-making.

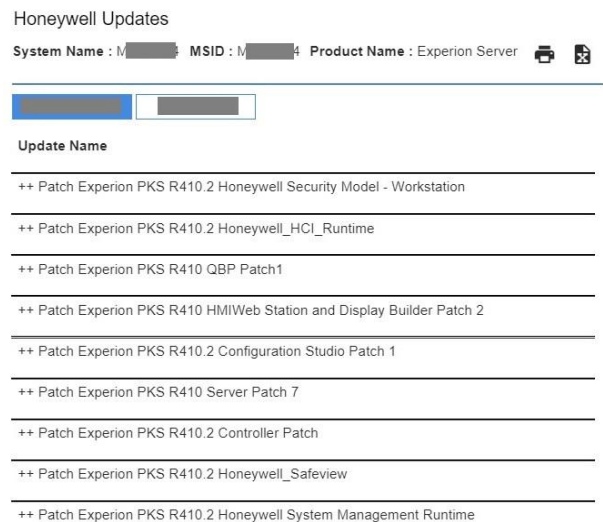
Migrations

Customers have a budget for a migration, and in many cases it’s “use it or lose it.” So, how will they know where best to invest in their control system?

As a user, can you quickly review every MSID design, topology and product support status for every asset? If you’ve uploaded your inventory asset data file to the System Inventory Portal, all this and more are just a mouse click away. And did we mention it’s free? That’s right—Honeywell offers this to all our customers at no cost. No contract or service plan of any kind is required.

Quickly Locate Assets

All assets are listed by Site > MSID and user-defined system names, and because each system name is assigned to its respective MSID, finding systems is easy—even if you don’t know the MSID name.



What Can the Collected Asset Data Tell You?

Keeping track of the patches and updates installed on servers and stations can be a time-consuming task. It requires logging into each server or node and checking through the control panel to see which patches and updates have been installed.

Now, if you've run the SIT and uploaded an asset inventory file to the portal, just click on the server or console station and a complete list of all installed applications, patches and updates will be displayed in an easy-to-read table.

Need to find out which version of boot firmware is installed on a C300 controller? Just click on the MSID, select the controller and a table will display everything you need to know. Want even more flexibility? Export the data to an Excel spreadsheet and sort it or create a pivot table for convenient viewing.

What Data Does the Tool Collect?

The SIT is designed to capture details of the existing system hardware and software versions, including servers, stations, controllers, I/O modules, node details, installed applications, and switch models.

How Can You View Your Data?

The System Inventory Portal allows customers and certain Honeywell account managers to see their account asset data. Within the portal, users can see all servers, stations, controllers, nodes, and switch hardware, as well as detailed information about each.

Depending on which asset they're viewing, they can see the serial number, F/W, BIOS, installed software, support status, and much more.

To access the portal, go to honeywellprocess.com/support and login with the same credentials used when you registered.

Not registered? No problem! Registration is free and takes less than a minute. Once you are registered, login and select the Support tab, then select the System Inventory tab.

Series C I/O
System Name : M... MSID : M...

IO Link	Name	Model	Slot/Card#	Hardware Revision	Boot FW	App FW	Serial
236IOLINK_1A	DI_HV_23	CC-PDIH01	23A	C	04.01.03	04.01.08	1...3
236IOLINK_1A	DI_HV_19	CC-PDIH01	19A	C	04.01.03	04.01.08	1...5
236IOLINK_1A	DO_24B_33	CC-PDOB01	33A	G	04.01.03	04.01.08	1...1
236IOLINK_1A	DO_24B_32	CC-PDOB01	32A	G	04.01.03	04.01.08	1...3
236IOLINK_1A	DI_HV_22	CC-PDIH01	22A	C	04.01.03	04.01.08	1...2
236IOLINK_1A	DO_24B_31	CC-PDOB01	31A	G	04.01.03	04.01.08	1...8
236IOLINK_1A	DI_HV_25	CC-PDIH01	25A	C	04.01.03	04.01.08	1...3
236IOLINK_1A	DI_HV_24	CC-PDIH01	24A	C	04.01.03	04.01.08	1...6
236IOLINK_1A	DI_HV_21	CC-PDIH01	21A	C	04.01.03	04.01.08	1...7

Who Can See Your Data?

All inventory data is viewable by only the customer, the customer's account manager, and Honeywell GTAC. In the event you call for support, GTAC can quickly get needed information such as F/W version, BIOS version, hardware rev, etc. No one else can ever see the data—not even other Honeywell employees.

What Data is Collected?

When you log into the System Inventory Portal, you will see a list of sites. Select a site and there are three icons: Licensed Software, Shipped Hardware and Inventoried Assets.

Licensed Software	Shipped Hardware	Inventoried Assets
List of all licensed software shipped by Honeywell to the customer. Includes TPS BLDR, EBR, Experion PKS, GUS, PHD, and DOC 3000 licenses.	A complete list of every piece of hardware shipped by Honeywell to the customer, sorted by most recently shipped. Includes product part number, description, serial number, and date shipped.	Comprehensive list of all assets on each control system. Includes servers, stations, controllers, LCN nodes, and switches.

Used by Customers Worldwide

Today, Honeywell has over 900 sites worldwide using the SIT in more than 2,500 control systems. Many customers have reported that the tool is easily installed, runs flawlessly, and the time saved via the automated contract renewal process eliminated weeks of manual audit work. What used to be a tiresome and lengthy process can now be completed automatically, with 100 percent accuracy and in less than a day.

Helpful Links

[System Inventory Tool Download](#)

[System Inventory Tool Portal](#)

[System Inventory Web Portal Training](#)

[Frequently Asked Questions](#)

The System Inventory Tool and portal are available at <https://www.honeywellprocess.com/support>.
<https://www.honeywellprocess.com/library/marketing/notes/System-Inventory-Tool-What-is-it-and-why-I-should-be-using-it.pdf>

Is the SIT Safe for Use with Control Systems?

The SIT is a self-service tool that HPS customers install on an Experion Flex or Console Station, along with data collectors on the Experion B Server (or non-redundant node) to collect asset data at Level 1 and Level 2, which is used to support Honeywell's automated online contract renewal process.

The SIT generates an inventory file (.cab) that either the customer or Honeywell Field Support Specialist uploads to the secure System Inventory Portal where the user can see inventory details in a logical and graphical overview.

This tool is safe for use on a Honeywell control system. It runs as a low-priority Windows Service Event, which means it will throttle down or even pause if other Windows Events need to take priority. As such, the tool will not put a burden on the control system, nor adversely affect the performance of the network or control system.

The SIT does not collect any sensitive data. No IP addresses or customer information are ever collected. The data collected are strictly related to the assets (e.g., BIOS version, F/W version, model number, serial number, H/W version, and other asset-only related information).

From January 2018 to May 2020, there was a 79 percent increase in SIT adoption worldwide for contracted sites, with over 1,000 sites now using the tool without incident. The time saved via the automated contract renewal process eliminated weeks of manual audit work. What used to be a lengthy and rigorous process can now be completed automatically, with 100 percent accuracy and in less than a day.

System Inventory Tool Security

-  **Does not collect sensitive data**
No IP addresses, MAC addresses, or any sensitive network information
-  **Cybersecurity**
Secure authentication on HoneywellProcess.com
Enhanced security and support via TLS 1.1 or higher
-  **Honeywell Data Governance team**
Data access highly restricted and protected via
Encrypted two-factor authentication

Summary	Contracted Sites			
	Pole	# of sites	# of sites using the tool	% of sites using the tool
AMER	663	559	84.31%	45.95%
APAC	128	91	71.09%	167.65%
EMEA	486	384	79.01%	78.60%
Global	1277	1034	80.97%	78.89%

When it comes to the performance impact on a running control system, the following table summarizes typical system configuration CPU usage and time to complete. As you can see, CPU impact is typically in the single-digit percentage, and the time to process data is minimal. Keep in mind that time to process will vary based on the size of the control system; number of nodes; and number of controllers, switches, servers, and stations.

Node type	System configuration	Average additional % CPU used	Time to complete audit	Number of PCs being audited
ESVT – Server B	<ul style="list-style-type: none"> Dell PowerEdge R710 server (8) Processors: Intel(R) Xeon(R) CPU E5620 @ 2.40GHz Speed: 2.394 12 GB RAM 	Negligible	7 minutes 52 seconds to 11 minutes 33 seconds	4 PCs – Server, ACE, Console Station, Flex Station
ESVT – Server A	<ul style="list-style-type: none"> Dell PowerEdge R710 server (8) Processors: Intel(R) Xeon(R) CPU E5620 @ 2.40GHz Speed: 2.394 12 GB RAM 	4.8% – 8.9%	1 minute 40 seconds to 2 minutes 56 seconds	
EST	<ul style="list-style-type: none"> Dell Precision T5500 workstation (4) Processors: Intel(R) Xeon(R) CPU X5570 @ 2.93GHz Speed: 2.926 3 GB RAM 	2.7% – 6.5%	1 minute 23 seconds to 2 minutes 50 seconds	
Flex	<ul style="list-style-type: none"> VMware virtual platform (2) Processors: Intel(R) Xeon(R) CPU X5570 @ 2.67 GHz Speed: 2.666 2 GB RAM 	7.2% - 11.9%	4 minutes to 4 minutes 21 seconds	
ACE-T	<ul style="list-style-type: none"> Dell PowerEdge T610 server (8) Processors: Intel(R) Xeon(R) CPU X5560 @ 2.80GHz Speed: 2.794 4 GB RAM 	0.3% - 1.8%	1 minute 6 seconds to 3 minutes 27 seconds	

The System Inventory Tool and portal are available via www.honeywellprocess.com/support.
<https://www.honeywellprocess.com/library/marketing/notes/System-Inventory-Tool-Is-it-safe-for-my-control-system.pdf>

HPS Priority Notifications

HPS Priority Notifications are available under “Latest Notifications” in [the Support Community](#). Be sure to check back regularly as new content is continually added in the form of notifications, *Be Aware* newsletters, Knowledge Base articles, and updates.

Products Revisions and Support Status

Latest Media Revision	Latest Patch/Update	Support Status	Functional Release - First Shipment Announcement	Software Product Category
Alarm Configuration Manager R321	R321.12	Supported	2013-10	Standalone Software
Alarm Event Analysis R321	R321.5	Supported	2013-10	Standalone Software
Blending and Movement Automation R430.y	R430.4	Supported	2014-06	Software Package
Control Performance Monitor R57x	R570.3	Phased-Out	2015-07	Standalone Software
Control Performance Monitor R60x	R600.1	Supported	2017-10	Standalone Software
Control Performance Monitor R60x	R601.3	Supported	2018-05	Standalone Software
Control Performance Monitor R60x	R602.5	Supported	2020-02	Standalone Software
Control Performance Monitor R60x	R603.1	Current	2020-10	Standalone Software
ControlEdge 2020 R14x	R140.1	Supported	2017-04	Standalone Software
ControlEdge 2020 R15x	R151.1	Supported	2018-11	Standalone Software
ControlEdge 2020 R16x	R160.2	Supported	2019-12	Standalone Software
ControlEdge 2020 R16x	R161.1	Current	2020-04	Standalone Software
ControlEdge HC900 R60x	R600.1	Supported	2014-04	Standalone Software
ControlEdge HC900 R62x	R620.1	Supported	2016-09	Standalone Software
ControlEdge HC900 R63x	R630	Supported	2017-04	Standalone Software
ControlEdge HC900 R65x	R650	Supported	2018-06	Standalone Software
ControlEdge HC900 R66x	R660.2	Supported	2018-12	Standalone Software
ControlEdge HC900 R70x	R700	Current	2019-12	Standalone Software
ControlEdge PLC R15x	R151.1	Supported	2018-11	Standalone Software
ControlEdge PLC R15x	R152.1	Supported	2019-04	Standalone Software
ControlEdge PLC R16x	R160.2	Supported	2019-12	Standalone Software
ControlEdge PLC R16x	R161.1	Current	2020-04	Standalone Software
DynAMo Alerts & Notifications (A&N) R200	UA R321.2	Supported	2013-10	Standalone Software
DynAMo Documentation & Enforcement (D&E) R200	ACM R321.12	Supported	2016-05	Standalone Software
DynAMo Metrics & Reporting (M&R) R200	R202.1	Supported	2017-03	Standalone Software
DynAMo Metrics & Reporting (M&R) R210.1	R210.1	Current	2020-05	Standalone Software
DynAMo Operations Logbook (DOL) R22x	R220.3	Supported	2018-06	Standalone Software
DynAMo Operations Logbook (DOL) R23X	R230.2	Supported	2019-04	Standalone Software
DynAMo Operations Logbook (DOL) R24x	R242.1	Current	2020-04	Standalone Software
DynAMo Operations Monitoring (DOM) R22x	R220.3	Supported	2018-06	Standalone Software

DynAMo Operations Monitoring (DOM) R23x	R230.2	Supported	2019-04	Standalone Software
DynAMo Operations Monitoring (DOM) R24x	R242.1	Current	2020-04	Standalone Software
Experion Backup and Restore R50x	R500.1	Supported	2017-04	Software Package
Experion Backup and Restore R50x	R501.1	Supported	2017-04	Software Package
Experion Backup and Restore R50x	R501.2	Supported	2017-04	Software Package
Experion Backup and Restore R50x	R501.3	Current	2017-04	Software Package
Experion HS R41x	R410.1	Supported	2013-07	System Software
Experion HS R43x	R430.1	Supported	2015-03	System Software
Experion HS R50x	R500.3	Supported	2017-08	System Software
Experion HS R51x	R510.2	Supported	2018-09	System Software
Experion HS R51x	R511.1	Current	2018-09	System Software
Experion LS R30x	R300.1	Supported	2009-11	System Software
Experion LS R40x	R400.1	Current	2011-06	System Software
Experion LX R11x	R110.2	Supported	2014-09	System Software
Experion LX R12x	R120.1	Supported	2015-03	System Software
Experion LX R50x	R500.2	Supported	2017-11	System Software
Experion LX R51x	R510.2	Current	2018-11	System Software
Experion MX CD Controls R70x	R700.1	Supported	2017-03	Software Package
Experion MX CD Controls R70x	R701.2	Supported	2018-05	Software Package
Experion MX CD Controls R70x	R702.1	Current	2019-06	Software Package
Experion MX CDMV Controls R70x	R700.1	Supported	2017-03	Software Package
Experion MX CDMV Controls R70x	R701.1	Supported	2018-05	Software Package
Experion MX CDMV Controls R70x	R702.1	Current	2019-06	Software Package
Experion MX MD Controls R70x	R700.1	Supported	2017-03	Software Package
Experion MX MD Controls R70x	R701.1	Supported	2018-05	Software Package
Experion MX MD Controls R70x	R702.1	Current	2019-06	Software Package
Experion MX MDMV Controls R70x	R700.1	Supported	2017-03	Software Package
Experion MX MDMV Controls R70x	R701.3	Supported	2018-05	Software Package
Experion MX MDMV Controls R70x	R702.1	Current	2019-06	Software Package
Experion MX/MXProLine R70x	R700.5	Supported	2017-03	System Software
Experion MX/MXProLine R70x	R701.4	Supported	2018-05	System Software
Experion MX/MXProLine R70x	R702.3	Current	2019-06	System Software
Experion PKS R50x	R501.4	Supported	2017-01	System Software
Experion PKS R50x	R501.6	Supported	2017-01	System Software
Experion PKS R51x	R510.1	Supported	2018-08	System Software
Experion PKS R51x	R510.2	Supported	2018-08	System Software
Experion PKS R51x	R511.3	Supported	2018-08	System Software
Experion PKS R51x	R511.4	Current	2018-08	System Software
Fail Safe Controller R71x	R710.9	Supported	2011-07	System Software
Fail Safe Controller R80x	R801.4	Current	2014-10	System Software
Field Device Manager R43x	R430.1 (Patch 1)	Phased-Out	2012-06	Standalone Software
Field Device Manager R50x	R500.1	Supported	2017-03	Standalone Software
Field Device Manager R50x	R501.4	Supported	2017-03	Standalone Software

Field Device Manager R51x	R511.1	Current	2019-09	Standalone Software
Forge Cybersecurity Suite-Enterprise Core and Premium	R201.1	Current	2020-06	Standalone Software
Forge Cybersecurity Suite-SITE	R201.1	Current	2020-06	Standalone Software
Honeywell Trace R120	R120.1	Phased Out	2017-04	Standalone Software
Honeywell Trace R121	R121.1	Supported	2018-01	Standalone Software
Honeywell Trace R130	R130.1 Patch 2	Supported	2019-03	Standalone Software
Honeywell Trace R140	R140.1	Current	2020-06	Standalone Software
Honeywell Trace R150	150.1	Planned	2021-04	Standalone Software
Immersive Competency	R100.1	Current	2018-07	Standalone Software
Integrated Automation Assessment R15x	R150.1	Supported	2018-02	Standalone Software
Integrated Automation Assessment R16x	R160.1	Supported	2019-12	Standalone Software
Integrated Automation Assessment R17x	R170.3	Current	2020-09	Standalone Software
Intuition Executive R22x	R220.1	Phased-Out	2014-05	Standalone Software
Intuition Executive R23x	R230.1	Phased-Out	2015-07	Standalone Software
Intuition KPI R11x	R110.1	Phased-Out	2014-05	Standalone Software
OptiVision R54x	R541.1	Supported	2012-01	Software Package
OptiVision R56x	R560.2	Supported	2014-08	Software Package
OptiVision R600x	R600.1	Current	2019-10	Software Package
PlantCruise R10x	R100.3	Supported	2013-07	System Software
PlantCruise R11x	R110.2	Supported	2014-09	System Software
PlantCruise R12x	R120.1	Supported	2015-03	System Software
PlantCruise R50x	R500.1	Supported	2017-11	System Software
PlantCruise R51x	R510.2	Current	2018-11	System Software
PMD R83x	R831.1	Phased-Out	2015-02	System Software
PMD R83x	R831.2	Phased-Out	2020-10	System Software
PMD R90x	R900.2	Supported	2017-02	System Software
PMD R90x	R900.3	Supported	2020-10	System Software
PMD R91x	R910.2	Supported	2018-12	System Software
PMD R91x	R910.3	Current	2020-05	System Software
Predict-Amine	R4.0	Supported	2017-09	Standalone Software
Predict-Crude	R2.0	Supported	2015-09	Standalone Software
Predict-O&G	R7.1	Supported	2018-09	Standalone Software
Predict-Pipe	R5.0	Supported	2018-12	Standalone Software
Predict-RT	R140	Supported	2019-06	Standalone Software
Predict-SA	R2.0	Supported	2014-12	Standalone Software
Predict-SW (Sour Water)	R4.0	Supported	2018-12	Standalone Software
Procedure Analyst R41x	R410.0	Supported	2013-01	Standalone Software
Procedure Analyst R43x	R430.1	Supported	2015-06	Standalone Software
Procedure Analyst R50x	R500.2	Supported	2017-03	Standalone Software
Procedure Analyst R51x	R511.1 Patch 1	Current	2020-09	Standalone Software on Experion PKS Media
Process Safety Analyzer	R115	Supported	2017-06	Standalone Software
Process Safety Analyzer	R200	Supported	2020-02	Standalone Software
Process Safety Analyzer	R201	Current	2020-07	Standalone Software

Profit Blending and Movement R431.y	R431.4	Supported	2015-06	Software Package
Profit Blending and Movement R500.y	R500.2	Supported	2016-11	Software Package
Profit Blending and Movement R501.y	R501.3	Supported	2018-05	Software Package
Profit Blending and Movement R510.y	R510.3	Current	2019-09	Software Package
Profit Suit R43x	R431.1	Phased-Out	2014-12	Standalone Software
Profit Suit R44x	R442.1	Supported	2017-04	Standalone Software
Profit Suit R50x	R502.1	Supported	2019-12	Standalone Software
Profit Suit R51x	R510.1	Current	2020-07	Standalone Software
Quality OptiMiser R540x	R540.1	Supported	2010-10	Standalone Software
Quality OptiMiser R550x	R550.1	Supported	2014-12	Standalone Software
Quality OptiMiser R560x	R560.1	Current	2017-11	Standalone Software
Quality OptiMiser for QCS R560x	R550.2	Discontinued	2017-11	Standalone Software
Risk Manager R160	R160.1	Phased Out	2017-04	Standalone Software
Risk Manager R170	R170.1 Patch 3	Supported	2018-03	Standalone Software
RTU2020 R11x	R110.1	Supported	2015-06	Standalone Software
RTU2020 R12x	R120.1	Supported	2016-05	Standalone Software
Safety Historian R20x	R202.1	Current	2014-03	System Software
Safety Manager R14x	R146.2	Supported	2010-05	System Software
Safety Manager R15x	R154.4	Supported	2012-04	System Software
Safety Manager R16x	R162.5	Current	2014-10	System Software
Safety Manager SC R20x	R201.2	Supported	2018-08	System Software
Safety Manager SC R21x	R210.3	Current	2020-06	System Software
Secure Media Exchange (SMX)	104.6	Current	2017-08	Standalone Software
Socrates	R10.0	Supported	2019-03	Standalone Software
Symphonite Integration and Analytics R200.1	R200.2	Supported	2017-07	Standalone Software
Symphonite Integration and Analytics R201.2	R201.2	Current	2020-01	Standalone Software
Symphonite Production Accounting & Reconciliation	R200.1	Supported	2015-08	Standalone Software
Symphonite Production Accounting & Reconciliation	R201.2	Supported	2015-08	Standalone Software
Symphonite Production Accounting & Reconciliation	R210.1	Current	2019-02	Standalone Software
Symphonite RPMS	R510.1.8	Supported	2018-12	Standalone Software
System Inventory Tool R21x	R210.2	Phased Out	2016-11	Standalone Software
System Inventory Tool R22x	R220.1	Supported	2017-09	Standalone Software
System Inventory Tool R23x	R230.1	Supported	2018-05	Standalone Software
System Inventory Tool R23x	R230.2	Supported	2018-05	Standalone Software
System Inventory Tool R23x	R230.3	Supported	2018-05	Standalone Software
System Inventory Tool R30x	R300.1	Current	2019-09	Standalone Software
System Performance Analyzer R120	R120.1	Supported	2019-01	Standalone Software
System Performance Analyzer R130	R130.1	Current	2020-06	Standalone Software
System Performance Analyzer R140	R140.1	Planned	2021-01	Standalone Software
TCMI R10x	R100.5	Current	2017-11	System Software
TPN (AM) CLM R36x	R360.12	Supported	2002-01	System Software
TPN R685.x	R685.4	Supported	2016-06	System Software

TPN R686.x	R686.4	Supported	2016-10	System Software
TPN R687.x	R687.5	Supported	2018-02	System Software
TPN R687.x	R687.6	Supported	2018-02	System Software
TPN R688.x	R688.3	Supported	2019-01	System Software
TPN R688.x	R688.4	Supported	2019-01	System Software
TPN R688.x	R688.5	Current	2019-01	System Software
TPS (APP) CLM R20x	R200.2	Supported	2012-07	System Software
TPS Builder R43x	R430.1	Supported	2016-05	Software Package
Uniformance Asset Sentinel R51x	R510.1	Supported	2017-04	Standalone Software
Uniformance Asset Sentinel R51x	R511.2	Supported	2017-10	Standalone Software
Uniformance Asset Sentinel R52x	R520.1	Supported	2018-12	Standalone Software
Uniformance Asset Sentinel R52x	R520.2	Current	2019-07	Standalone Software
Uniformance Executive R31x	R311.1	Supported	2018-03	Standalone Software
Uniformance Executive R32x	R320.1	Current	2018-09	Standalone Software
Uniformance Insight R10x	R102.1	Phased-Out	2017-02	Standalone Software
Uniformance Insight R11x	R110.1	Phased-Out	2017-10	Standalone Software
Uniformance Insight R20x	R200.1	Supported	2018-06	Standalone Software
Uniformance Insight R21x	R210.1	Supported	2019-09	Standalone Software
Uniformance Insight R22x	R220.1	Current	2020-09	Standalone Software
Uniformance KPI R12x	R121.1	Supported	2017-05	Standalone Software
Uniformance KPI R13x	R130.1	Supported	2018-03	Standalone Software
Uniformance KPI R13x	R131.1	Current	2019-11	Standalone Software
Uniformance PHD R34x	R340.1	Supported	2017-10	Standalone Software
Uniformance PHD R40x	R400.1	Current	2019-06	Standalone Software
Uniformance Process Studio R32x	R320.3	Phased-Out	2014-08	Standalone Software
Uniformance Process Studio R32x	R321.1	Phased-Out	2015-12	Standalone Software
Uniformance Process Studio R32x	R322.2	Current	2016-09	Standalone Software
Uniformance Process Studio R32x	R323.1	Current	2020-04	Standalone Software
UniSim Competency Suite	R450.1	Phased Out	2016-11	Standalone Software
UniSim Competency Suite	R451.1	Phased Out	2016-11	Standalone Software
UniSim Competency Suite	R452.1	Phased Out	2016-11	Standalone Software
UniSim Competency Suite	R460.1	Supported	2018-04	Standalone Software
UniSim Competency Suite	R461.1	Supported	2019-01	Standalone Software
UniSim Competency Suite	R470.1	Supported	2020-01	Standalone Software
UniSim Competency Suite	R471.1	Current	2020-10	Standalone Software
UniSim Design	R460.1	Supported	2018-01	Standalone Software
UniSim Design	R461.1	Supported	2019-04	Standalone Software
UniSim Design	R470.1	Supported	2019-10	Standalone Software
UniSim Design	R471.1	Supported	2020-10	Standalone Software
UniSim Design	R480.1	Current	2020-10	Standalone Software
UserAlert R321	R321.2	Supported	2013-10	Standalone Software
Web Order Services 54x	R540.1	Current	2014-08	Standalone Software

Note: Software releases not listed in the table are in “Phased Out” lifecycle status. The HPS Product Support Guide for Control, Safety and Monitoring Systems is available for download [here](#).

Only Latest and Latest-1 patches/updates are supported by GTAC at the defined support level for the software functional release.

Definitions:

“Software Package” means any HPS software product developed for the specific functional release of system software.

“Standalone Software” means any HPS software product developed for independent operation from a system software functional release.

“System Software” means machine-readable data and executable programs used to define the functionality of the HPS control system and standard hardware products, but does not include firmware, operating system, application software or other software products.